

### KIT 1 -CONTENT INFORMATION-

SEAT Sport is offering three different “KITS” to upgrade the 2014/15 existing SEAT Leon Cup Racer cars to 2016 specifications.

In the following information you will find information regarding what is included in the KIT 1 “Cooling & aero package”.

All set of parts have to be mounted to be conform with the “SEAT Leo Cup Racer 2016 homologation form”.

---

## General information

### IMPORTANT:

- Body shell modification: To mounting any of the three kits it is necessary to modify some body shell points. Use the **“body shell modification 2016”** instructions to modify the 2015 body shells before install any of the 2016 upgrade kit, otherwise will not be possible to install some parts.
- Package assembly: Some bolts, nuts, screws, are not included on the kit. In those cases you have to use the existing ones on your car.
- Use the PDM document supplied to know the tighten torques.

# SEAT LEON CUP RACER 2016

## Kit 1 information

### COOLIN PACKAGE:

| DESCRIPTION       | Included                   | Remark    |
|-------------------|----------------------------|-----------|
| FRONT-END         | Splitter (new)             | Assembled |
|                   | Splitter supports          | Assembled |
|                   | Air ducts                  | Assembled |
|                   | Front beam                 | Assembled |
|                   | Radiator                   | Assembled |
|                   | Radiator houses            | Assembled |
|                   | Fan bracket                | Assembled |
|                   | Intercooler bracket        |           |
|                   | Intercooler silicon houses |           |
| HEAD LIGHT BRAKET | Headlight braked           |           |
| AIR FILTER        | Air filter                 |           |
|                   | Inlet house Ø90            |           |

#### Front-end assembly:

- Front-en is supplied assembled at 95%.
- **Fan** it is not included. You have to use yours.
- **Intercooler.** It is not included. You have to use yours replacing previously the bracket glued for the served in the kit one.




## Kit 1 information


Intercooler modification:

The engine intercooler is the same used in 2015 but with new bracket, delivered with the 2016 kit.

It is necessary to replace it. To do it, take of the glued bracket using a screwdriver or other tool to make cradle between both parts. Clean and glued it with the usual windscreen glue.



New intercooler houses and air filter  $\varnothing 90+$  inlet pipe  $\varnothing 90$  too. Replace the existing parts for the new ones.




# SEAT LEON CUP RACER 2016

## Kit 1 information

### **AERO PACKAGE**

| DESCRIPTION           | Included        | Remark               |
|-----------------------|-----------------|----------------------|
| FRONT BUMPER          | Bumper air duct | Fiberglass           |
| REAR BUMPER           |                 | Fiberglass           |
| FRONT FENDERS         | Left and Right  | Carbon painted       |
| FENDER AIR EXIT       |                 | Carbon               |
| SIDE TRIM             | Left and Right  | Carbon/keblar/Fglass |
| REAR DOOR EXTENSION   | Left and Right  | Carbon painted       |
| REAR FENDER EXTENSION | Left and Right  | Carbon painted       |
| DIFFUSER              |                 | Carbon               |
| REAR BEAM             |                 | Aluminium            |

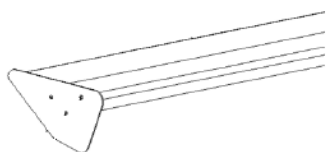


### Notes:

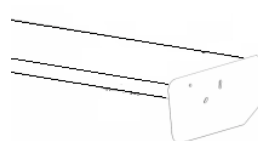
The Bumper air duct made with plastic is now included on the front bumper (glued)  
In general all composite parts have the same fixation points than previously. (see *the body shell modifications 2016*)

New lateral plates are not delivered with the kit due was already in 2015 production and a lot of cars already have it. The cars without the new lateral plate have to buy them. 2 per car Ref: 8S6827867B

Lateral plate 2015



Lateral plate 2016

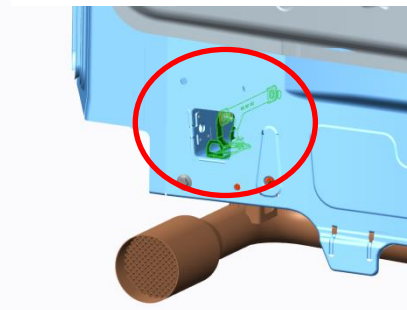
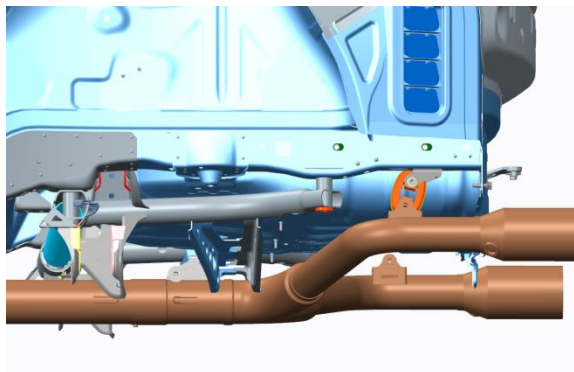
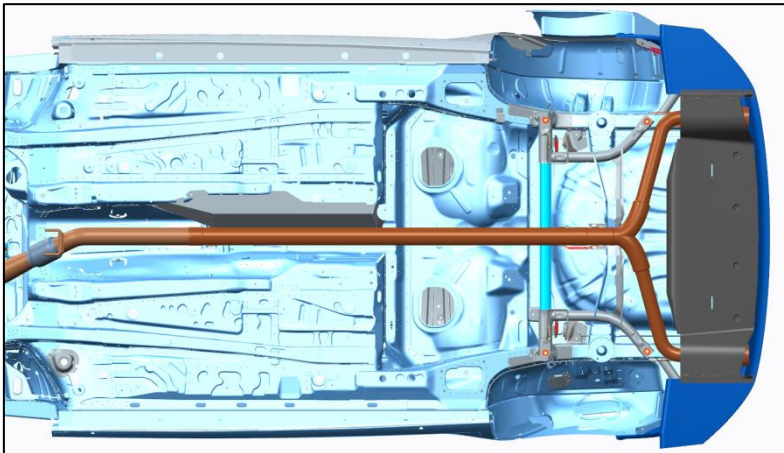


# SEAT LEON CUP RACER 2016

## Kit 1 information

### EXHAUST

| DESCRIPTION            | Included | Remark |
|------------------------|----------|--------|
| INTERMEDIATE EXHAUST   |          |        |
| TWIN END WITH CATALYST |          |        |
| REAR BRACKETS          |          | 2x     |



#### Notes:

1st exhaust pipe does not have any change.

Tail pipe is now replaced for two new parts.

The rear subframe support is now replaced for two rear supports directly to the chassis.

The rear bracket support is fixing the rear beam at the same time.

# SEAT LEON CUP RACER 2016

## Kit 1 information

### **SHOCK ABSORBERS BILSTEIN**

| DESCRIPTION            | Included | Remark |
|------------------------|----------|--------|
| FRONT SHOCK ABSORBER   |          | 2X     |
| FRONT UNIBALL BUSHINGS |          | 4X     |
| REAR SHOCK ABASORBER   |          | 2x     |



#### Notes:


Check the 2016 User Manual for the right set up.

Use same springs than 2015 cars.

For the rear damper use same bushings than 2015 cars.

### **FRONT DISCS**

| DESCRIPTION     | Included           | Remark              |
|-----------------|--------------------|---------------------|
| FRONT DISC      |                    | Served disassembled |
|                 | Discs bell + bolts |                     |
| CALIPER SPACERS |                    | 4x                  |
| CALIPER BOLT    |                    | 4x                  |



#### Notes:

Front discs are supplies disassembled.

The disc bolts, washer, etc, to the disc bell are now new.

The tightening torque is the same (16 Nm), indicated on the work shop manual.